

THIS DRAWING IS AN UNCONTROLLED COPY UNLESS STAMPED OTHERWISE

CONTRACTORS SHALL VERIFY JOB DIMENSIONS BEFORE ANY JOB COMMENCES. ALL SHOP DRAWINGS SHALL BE SUBMITTED TO THE SUPERINTENDENT AND MANUFACTURE SHALL NOT COMMENCE PRIOR TO THE RETURN OF DIMENSIONED SHOP DRAWINGS. BY THE CONSULTANT FIGURED DIMENSIONS SHALL TAKE PRECEDENCE OVER SCALED. THIS DRAWING SHOULD BE READ IN CONJUNCTION WITH ALL RELEVANT CONTRACT SPECIFICATIONS AND DRAWINGS COPYRIGHT OF THIS DRAWING IS VESTED IN WARDLE.

General Notes

- 18mm E1 MDF CARCASS THROUGHOUT UNLESS OTHERWISE NOTED.
- ALL NON EXPOSED CARCASS TO BE MATCHING LAMINATE UNLESS OTHERWISE NOTED.
- ALL NON EXPOSED CARCASS TO BE BLACK LAMINATE TO JOINERY RECEIVING TIMBER VENEER FINISH. REFER MATERIALS SCHEDULE [PL05]
- ALL NON EXPOSED CARCASS TO BE WHITE LAMINATE TO JOINERY RECEIVING STAINLESS STEEL CLADDING. REFER MATERIALS SCHEDULE [PL01]
- ALL EXPOSED EDGES TO TIMBER VENEER PANELS TYPICAL TO RECEIVE 3mm THK MATCHING SOLID EDGES. UNLESS OTHERWISE NOTED.
- SPLIT BATTENS TO BE 12mm UNLESS OTHERWISE NOTED.
- APPLY MATCHING LAMINATE ABS EDGING TO LAMINATED BENCHTOPS. UNLESS OTHERWISE NOTED.
- REFER TO '1300 - MATERIALS SCHEDULE' FOR A DESCRIPTION OF THE MATERIAL CODES AS SHOWN ON THIS DRAWING. [TV02]
- REFER TO '1400 - FIXTURES, FITTINGS & EQUIPMENT SCHEDULE' FOR A DESCRIPTION OF THE FF&E CODES AS SHOWN ON THIS DRAWING. [J040]
- ALL JOINERY LOCKS TO BE [JH02] UNLESS OTHERWISE NOTED.
- REFER TO DRAWING AR7300 FOR MOUNTING HEIGHTS FOR ALL SERVICES FIXTURES. UNLESS OTHERWISE DIMENSIONED ON THE JOINERY ELEVATIONS.
- ALL CORNER JUNCTIONS TO BE MITRED UNLESS OTHERWISE NOTED.
- ALL UPHOLSTERY STITCHING TOO MATCH FABRIC COLOUR UNLESS OTHERWISE NOTED.
- DRAWINGS TO BE READ IN CONJUNCTION WITH AR1200 SERIES INTERNAL ARRANGEMENT PLANS TO COORDINATE FININGS INTO PARTITIONS WHERE NECESSARY.
- FS = FIXED SHELF
- AS = ADJUSTABLE SHELF
- FP = FIXED PANEL
- PJ = PANEL JOIN. MAXIMUM WIDTH 2mm
- C.O.S = CHECK ON SITE - DIMENSIONS MUST BE VERIFIED ON SITE BY CONTRACTOR PRIOR TO COMMENCEMENT OF CONSTRUCTION.
- NOM. = NOMINAL
- TYP. = TYPICAL
- SIM. = SIMILAR
- MIRR. = MIRROR
- FCL = FINISHED CEILING LEVEL
- FFL = FINISHED FLOOR LEVEL
- SSL = STRUCTURAL SLAB LEVEL
- CL = CENTRELINE
- ☞ = DIRECTION OF GRAIN / LINISH

12 REMOVED  
SCALE: 1:10

11 REMOVED  
SCALE: 1:5

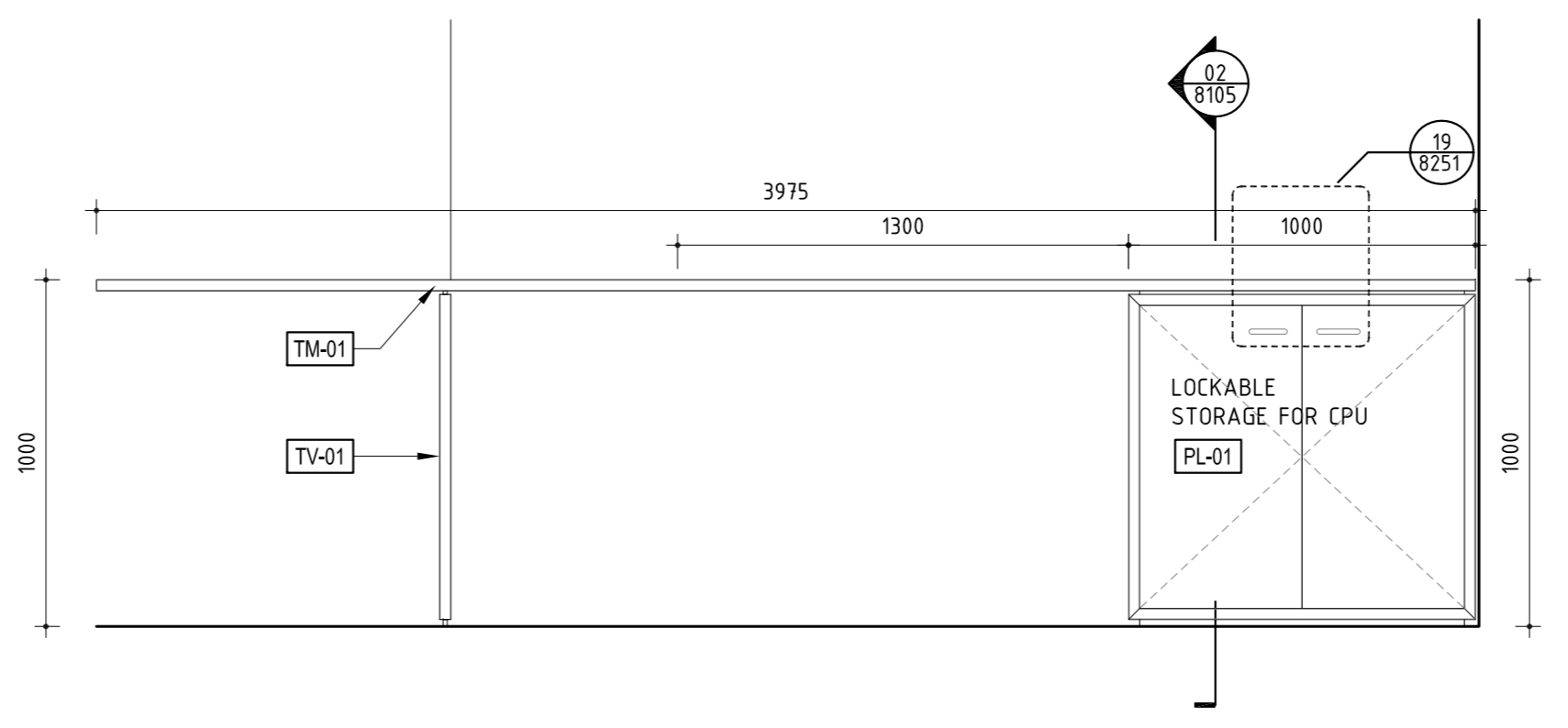
09 REMOVED  
SCALE: 1:5

10 REMOVED  
SCALE: 1:10

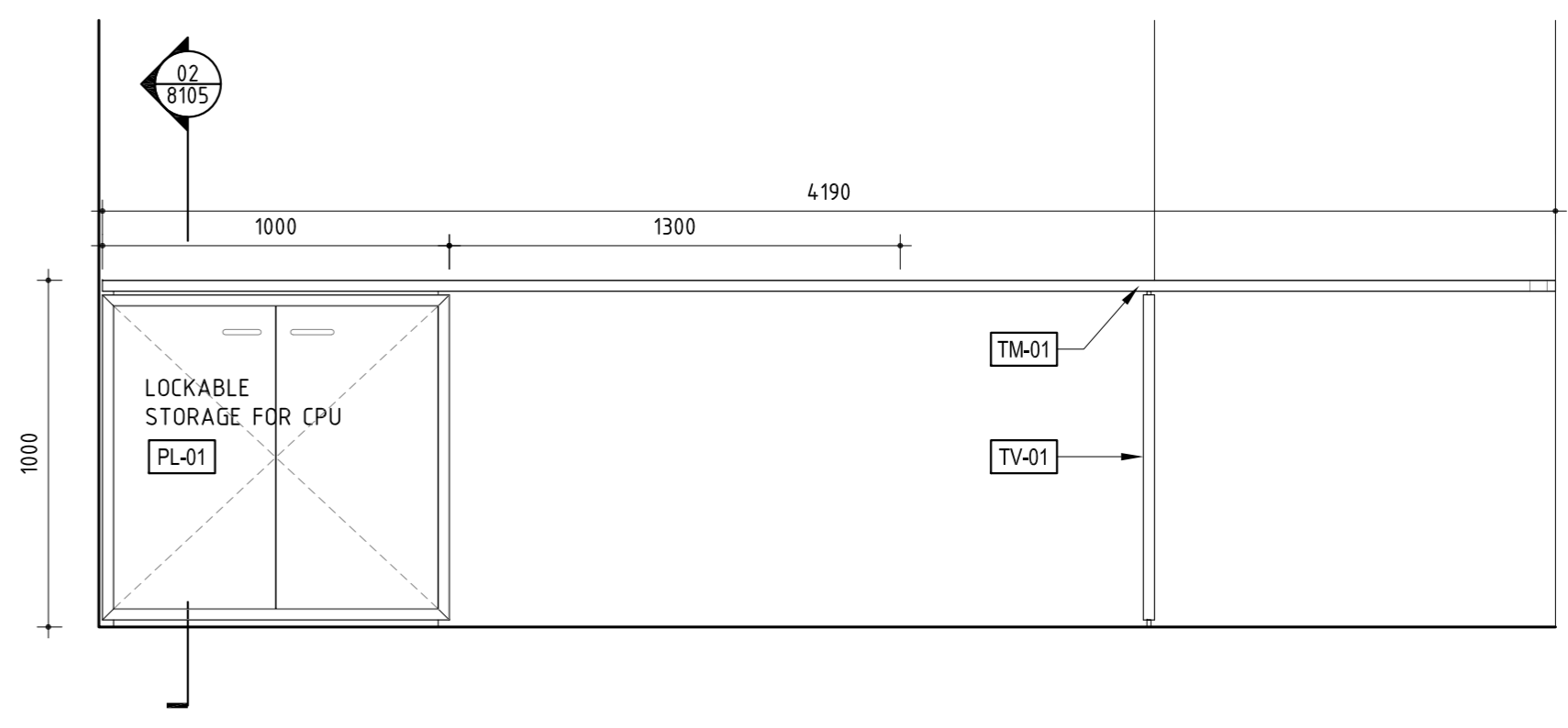
06 REMOVED  
SCALE: 1:5

08 REMOVED  
SCALE: 1:10

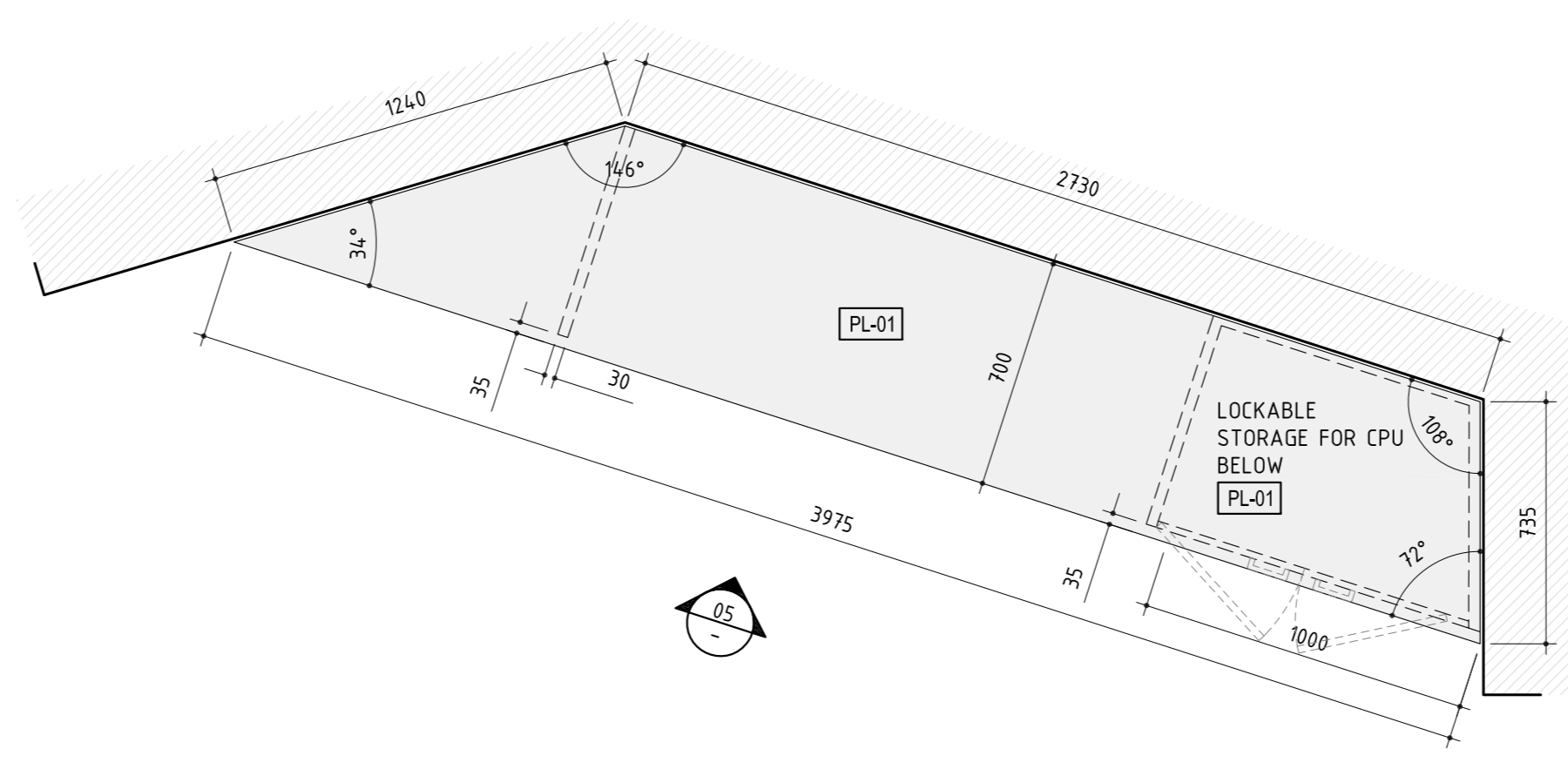
07 REMOVED  
SCALE: 1:10



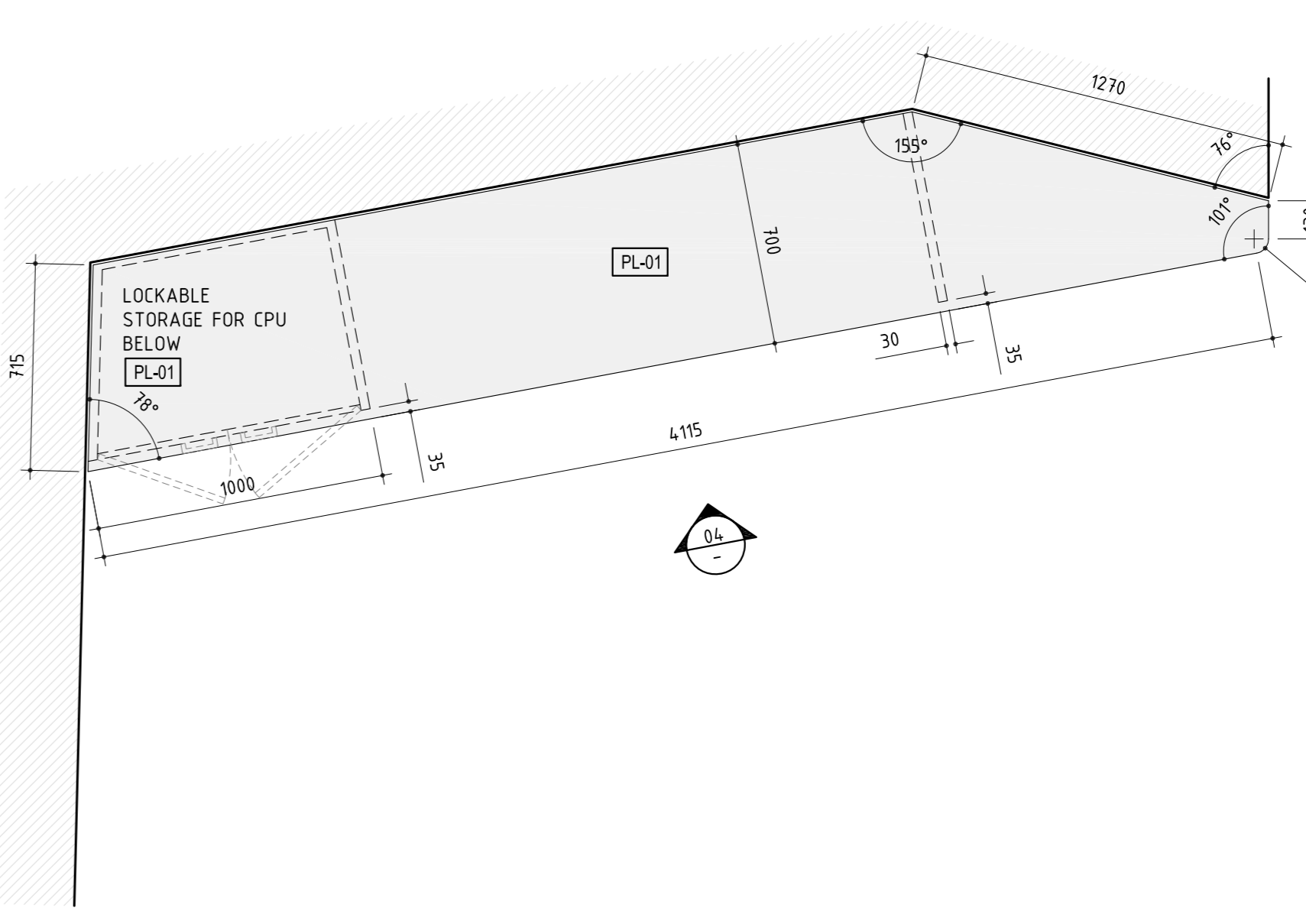
05 J03-12 - ELEVATION  
SCALE: 1:20



04 J02-24 - ELEVATION  
SCALE: 1:20



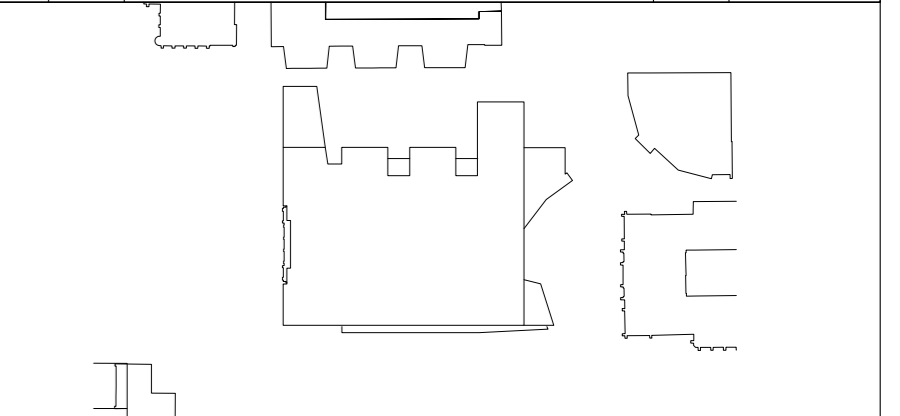
02 J03-12 - PLAN DETAIL  
SCALE: 1:20



01 J02-24 - PLAN DETAIL  
SCALE: 1:20

03 REMOVED  
SCALE: 1:20

A	SG	CONSTRUCTION ISSUE	-	19.12.13
02	SG	VALUE MANAGEMENT ISSUE	-	28.03.13
01	JC	100% CD - TENDER ISSUE	-	07.09.12
THIS SHEET WAS PREVIOUSLY AR5149				



**NADAAA**  
 NADAAA  
 1520 Warrington Street No.2  
 Boston Massachusetts  
 02118 USA  
 Telephone +1 617 442 6232  
 Facsimile +1 688 442 1417  
 Email nadaa@nadaaa.com

**John Wardle Architects**  
 © 2011 John Wardle Architects  
 Level 10, 180 Russell Street, Melbourne Victoria 3000 Australia  
 Tel : +613 9654 8700 www.johnwardlearchitects.com

Client **University of Melbourne Parkville Campus**  
 Project **Faculty of Architecture Building and Planning**  
 Title **JOINERY PLANS & ELEVATIONS HANGING STUDIO**

Project No.	<b>0913</b>	Scale	as shown
Drawing No.	<b>AR8107</b>	Revision	<b>02</b>

Date: MARCH 2013 Drwn - Co-Ord - Check -

FILENAME: #####

**FOR CONSTRUCTION**